

Notes:

Technology: SMD

LEDs: 7

Mounting: Surface Mount (Screws)

Voltage: 12vdc

Amps:

Turn = 0.15A

Marker = 0.02A

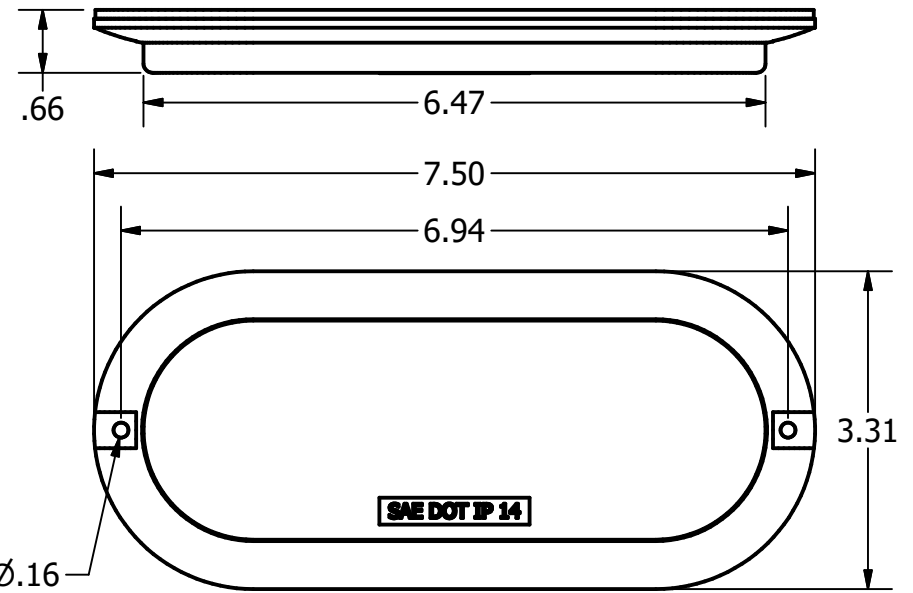
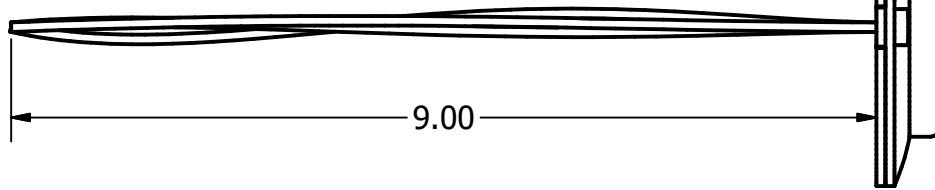
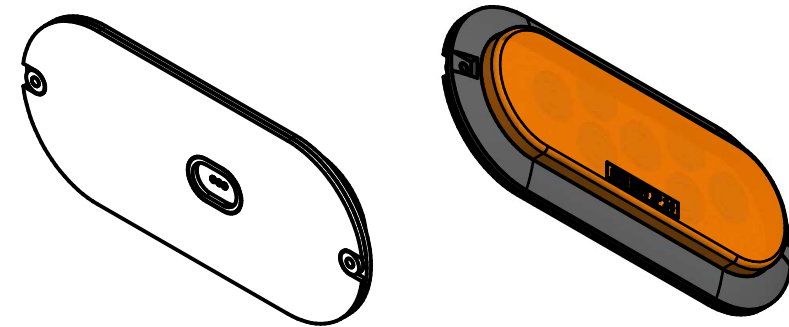
Connection: Pigtails (3)

Red = (Turn)

Black = (Marker)

White = (Ground)

Gasket Included



SAE DOT IP 14

SAE DOT IP 14

REV	DESCRIPTION	BY	DATE



DESCRIPTION: 6.5" OVAL 7 LED TURN LAMP			
PART #: 2216141L		DWG #: 2216141L.idw	
SCALE: NA	UNIT OF MEASURE: IN	DWG SIZE: A	NOTE:
DATE CREATED: 5-14-21	DRAWN BY: RSH	SHEET: 1	REV: